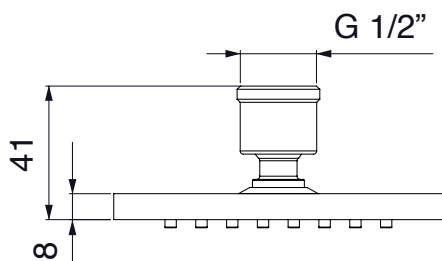
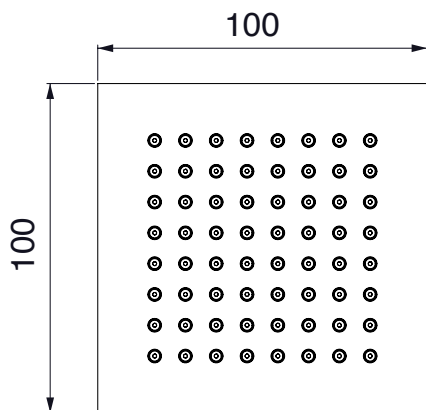
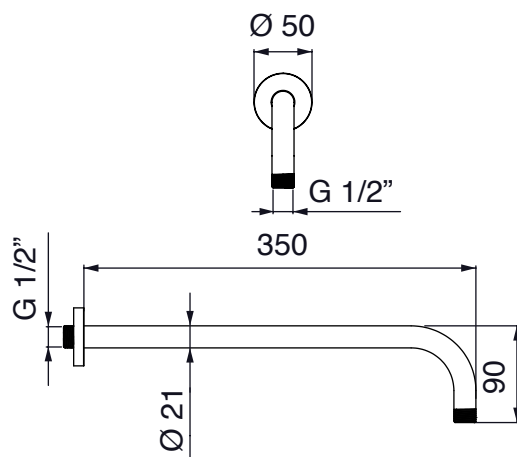


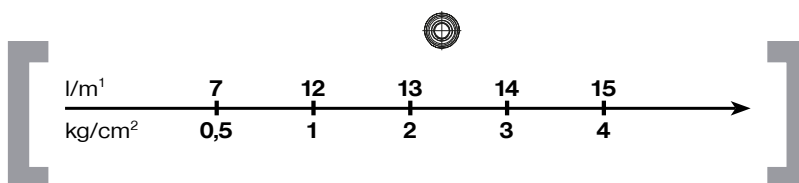
PALAZZANI

d i s e g n o t e c n i c o ■ t e c h n i c a l d r a w i n g



foro consigliato per l'installazione:

Ø 45mm



d i s e g n o t e c n i c o ■ t e c h n i c a l d r a w i n g

docce

995855